

Technical Note

Adaptive Autonomy Expert System in Smart Grid based on Deterministic Timed Petri Nets

Mohammad Ali Zamani
CIPCE, School of ECE, University College of Engg.,
University of Tehran
Tehran, Iran
ma.zamani@ece.ut.ac.ir

Mohammad Amin Sharifi K.
CIPCE, School of ECE, University College of Engg.,
University of Tehran
Tehran, Iran
m.sharifie@ece.ut.ac.ir

Alireza Fereidunian
ECE Dep., Power and Water University of Technology
and
CIPCE, School of ECE, University of Tehran
Tehran, Iran
fereidunian@pwut.ac.ir, arf@ece.ut.ac.ir

Hamid Lesani
CIPCE, School of ECE, University College of Engg.,
University of Tehran
Tehran, Iran
lesani@ut.ac.ir

Caro Lucas
CIPCE, School of ECE, University College of Engg.,
University of Tehran
Tehran, Iran
lucas@ut.ac.ir

Received: September 10, 2010 – Accepted: November 17, 2010

Abstract —Interaction of humans and computer agents should be harmonized by adapting the automation level of IT systems, to maintain a high performance for the system, in the changing environmental conditions. This research presents an expert system for realization of adaptive autonomy (AA), using deterministic timed Petri nets (DTPNs), referred to as AAPNES. The design is based on the practical list of environmental conditions and superior experts' judgments. As revealed by the results, the presented AAPNES can effectively determine the proper level of automation for the changing performance shaping factors of human-automation interaction systems in the smart grid.

Keywords- adaptive autonomy; expert system; human-computer interaction (HCI), human-automation interaction (HAI); petri net; power distribution automation; smart grid; level of automation (LOA); performance shaping factors (PSFs).

This paper is dedicated to the memory of the late *Professor Caro Lucas*, may rest in peace.

This paper is an extended version of "AAPNES: A Petri Net Expert System Realization of Adaptive Autonomy in Smart Grid," In Proc. of IST2010, that is recommended by the committee to be considered for publication in IJICT.

I. INTRODUCTION

IT systems, as a vital part of the smart grid, are supposed to be intelligent, optimized, and adaptive [1] – [3]. They have enabled real-time monitoring, control and automated operation of distribution networks.

Beside all of these characteristics, it should be considered that disregarding human factors in IT systems makes them more problematic than beneficial [4]. Therefore, IT systems should be designed with an orchestrated environment for humans and computers, in order to secure a best-fit for both humans and computers capabilities, advantages and disadvantages. In fact, the cooperation of humans and computers is more productive than either humans or computers working alone [5].

Reference [6] investigates the human-automation interaction strategy in manufacturing through five empirical cases. One of these cases is a manufacturing company in telecommunication industry in which wrong automation strategies (i.e. neglecting human-automation interaction issues) has led to outcomes below the expectations [6]. On the other hand, considering both human factors and computers simultaneously leads to a high level of complexity. In order to manage this complexity, great efforts are made under different names like: man (human)-machine systems, human-computer interaction (HCI), human-automation interaction (HAI) [7], and human-centered automation (HCA) [8], [9] (as indicated in [10]).

A simple form of the HAI model was first introduced by P.M. Fitts in 1951, where only two levels of automation (manual or automate) were considered [12]. Since this primary model was no longer successful in optimizing human-automation interaction; Sheridan and Verplank introduced a ten-degree level of automation (LOA) to overcome the deficiency of Fitts' two-degree model [7], [10], [13]-[15]. Afterwards, Parasuraman, Sheridan and Wickens [7] suggested the AA concept (also known as adaptive automation or adjustable automation [7], [10], [14]-[16]), which is expected to adapt the LOAs to the environmental conditions in order to optimize human-automation systems performance in different environmental conditions [7], [10]. Subsequently, Fereidunian *et al* introduced a model-based framework for realization of the AA concept [17]-[19] and suggested expert systems for the realization of the adaptive autonomy concept [20]-[22].

Although considerable amount of research effort have been dedicated to this concept, still more investigations are required to implement the HAI and the AA concepts in industry and civil services [13]. Excluding military and aerospace applications, [18] and [19] report the first implementations of the AA expert systems in the civil services. The capability of the simple model introduced in [18] and [19] in tracking and simulating human experts' opinion in complicated situations is partially acceptable.

Moreover, the data-oriented expert systems introduced in [22], [23], and [24], using logistic regression, generalized linear model, and hybrid techniques, respectively, require a large amount of data to determine the proper LOA. Also, the model-oriented expert systems of [20] and [21] can partially trace the changing environmental conditions in complicated situations and update the level of automation.

This article, as a continuum of a series, presenting a Petri net (PN) based expert system, introduces a method for realization of AA concept as a discrete-event system referred as Adaptive Autonomy Petri Net Expert System (AAPNES). Functional behavior of PNs simplifies modeling of experts' judgments in form of IF-THEN rules. In this study, a novel method is presented for translating PSFs' values to initial marking for execution of the Petri net models. Moreover, rule base extracted from the experts' judgments is categorized into two types of rules, *primary rules* and *veto rules*. These two types of rules are modeled separately; and, consequently, a practical mechanism is introduced for connecting the separate levels of modeling. Furthermore, for the veto rules, a kind of priority is extracted by experts' judgments. This priority is employed in modeling using deterministic timed Petri net's (DTPN) characteristics.

The remainder of the paper is organized as follows: a brief background on Petri nets, the methodology of AAPNES realization, followed by implementation and results of the system. Afterwards, a discussion is presented, in order to investigate the performance of the proposed AAPNES.

II. PETRI NETS

This section is intended to briefly introduce the main concepts of Petri nets, in order to make this paper self-explanatory. We use notation, definition, and properties of Petri nets as given in [28].

A. Petri Net Definition

A Petri net is a particular sort of bipartite directed graph including *places*, *transitions*, and *directed arcs*. Directed arcs connect places to transitions or transitions to places. The dynamic behavior of a Petri net is shown by flow of tokens from some places to others by firing transitions.

A Petri net is formally defined as a 5-tuple $N = (P, T, I, O, M_0)$, where

- (1) $P = \{p_1, p_2, \dots, p_m\}$ is a finite set of places;
- (2) $T = \{t_1, t_2, \dots, t_n\}$ is a finite set of transitions, $P \cup T \neq \emptyset, P \cap T = \emptyset$;
- (3) $I: P \times T \rightarrow N$ is an *input function* that defines directed arcs from places to transitions, where N is a set of nonnegative integers;
- (4) $O: T \times P \rightarrow N$ is an *output function* that defines directed arcs from transitions to places;
- (5) $M: P \rightarrow N$ is a *marking* describing the distribution of tokens in places. The initial marking of net is indicated by M_0 . The



marking of the net changes during the execution.

B. Petri Net Graph

A Petri net graph contains two types of nodes, circles and bars (boxes), representing places and transitions, respectively. Directed arcs (arrows), labeled with their multiplicity (weight), connect places and transitions. Dots resided in the circles represent tokens in places (see Fig. 1). For the Petri net of Fig. 1:

$$\begin{aligned}
 P &= \{p_1, p_2, p_3\}; T = \{t_1, t_2\}; I(p_1, t_1) = 1, \\
 I(p_2, t_1) &= 0, I(p_1, t_2) = 1, I(p_2, t_2) = 2, \\
 I(p_3, t_1) &= 0; O(t_1, p_3) = 1, O(t_2, p_3) = 1, \\
 O(t_i, p_j) &= 0; M_0 = (3, 2, 0)^T; (i, j = 1, 2)
 \end{aligned}
 \tag{1}$$

C. Transition Firing

The execution of a Petri net is controlled by the number and distribution of tokens (see Fig. 2). Followings are *enabling rule* and *firing rule* of a transition, which control the flow of tokens in places:

- (1) Enabling rule: A transition t is enabled if $\forall p \in P: M(p) \geq I(p, t)$.
- (2) Firing rule: The firing of an enabled transition t removes from each input place p the Number of Tokens (NOT) equal to the Weight of Arc (WOA) connecting p to t ; and, deposits in each output place the NOT equal to the WOA connecting t to p .

Mathematically, firing t at M yields a new marking M' determined by Eq. 2.

$$\forall p \in P: M'(p) = M(p) - I(p, t) + O(t, p) \tag{2}$$

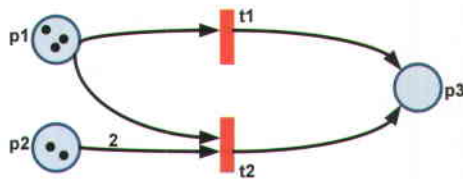


Fig. 1. A simple Petri net graph

D. Reachability

A marking M_1 is said to be *immediately reachable* from M_0 if firing an enabled transition in M_0 results in M_1 . Reachability is generalized in the way that a marking M_2 is said to be reachable from M_0 if firing a sequence of transitions in T , starting from M_0 , results in M_2 . The set of all reachable markings of a graph G from initial marking M_0 is denoted by $R(G, M_0)$ [29].

E. Incident Matrix and State Equation

The incidence matrix of a Petri net with m places and n transitions is $A = [a_{ij}]_{n \times m}$ with typical entry $a_{ij} = a_{ij}^+ - a_{ij}^-$ where $a_{ij}^+ = O(t_i, p_j)$ and $a_{ij}^- = I(p_j, t_i)$. According to firing rule, a_{ij} represents the change in number of tokens in place p_j when transition t_i fires once.

Suppose M_k as a $m \times 1$ column vector which j^{th} entry denotes the NOT in place j immediately after the k^{th} firing in some firing sequence, and u_k as the k^{th}

firing vector with only one nonzero entry, a 1 in the i^{th} position for the i^{th} transition to be fired at the k^{th} firing. The state equation for the Petri net is given in Eq. 3.

$$M_k = M_{k-1} + A^T \cdot u_k; k = 1, 2, \dots \tag{3}$$

Now, suppose that the destination marking M_d is reachable from M_0 through a firing sequence $\{u_1, u_2, \dots, u_d\}$. The state equation can be generalized as Eq. 4.

$$M_d = M_0 + A^T \cdot \sum_{k=1}^d u_k \tag{4}$$

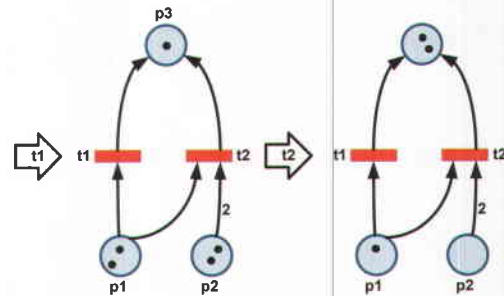


Fig. 2. Transition firing and new markings

F. Inhibitor Arc

An *inhibitor arc* connects an input place to a transition and changes the transition enabling condition in the way that there should be no tokens in each input place connected to the transition by an inhibitor arc (see Fig. 3).

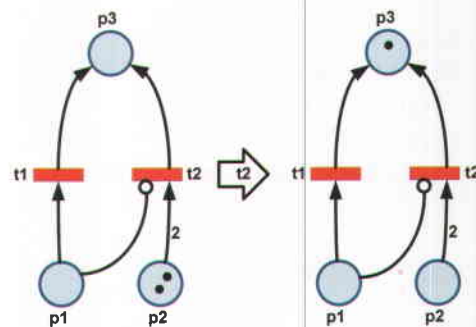


Fig. 3. Inhibitor arc in Petri net graph

G. Deterministic Timed Petri Net (DTPN)

Deterministic timed Petri net is a 6-tuple (P, T, I, O, M_0, τ) , where (P, T, I, O, M_0) is a Petri net, and $\tau: T \rightarrow \mathcal{R}^+$ is a function that associates transitions with deterministic time delays. A transition t_i in a DTPN can fire at time τ if and only if for any input place p of this transition, there have been the NOT equal to the WOA connecting p to t_i continuously for the time interval $[\tau - \tau_i, \tau]$, where τ_i is the associated firing time of transition t_i . After the transition fires, each of its output places, p , will receive the NOT equal to the WOA connecting t_i to p at time τ [28].

H. Petri Net Modeling of IF-THEN Rules

An IF-THEN rule can be modeled as a transition, in which, input places and output places represent antecedent portion and consequence portion of the



[Downloaded from ijct.itrc.ac.ir on 2024-04-23]

rule, respectively. This is performed as each proposition in antecedent portion is modeled as an input place and each proposition in consequence portion is modeled as an output place [30]. For instance, the following IF-THEN rule can be modeled as shown in Fig. 4.

$$R_1: \text{if } ((A \text{ or } B) \text{ and } C) \text{ then } ((D \text{ or } E) \text{ and } F) \quad (5)$$

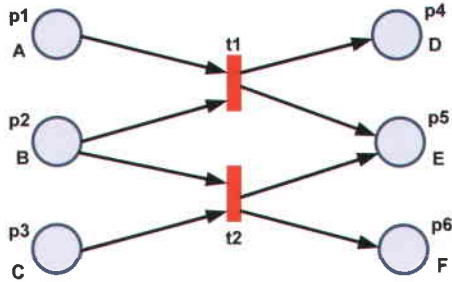


Fig. 4. Petri net modeling of IF-THEN rule of Eq. (5)

III. METHODOLOGY

A. Problem Statement

The basic idea of this research is initiated in the Greater Tehran Electricity Distribution Company (GTEDC), from which, the practical list of *Performance Shaping Factors (PSFs)* – suggested to represent the environmental conditions which affect the performance of HAI system – were obtained. Also, the experts’ judgments interviews were performed in the GTEDC.

The smart grid considered in this paper is at the distribution level, which needs automation, advanced IT infrastructure for data collection, energy efficiency and better integration of distributed generation [31]. Therefore a smart grid’s goal is to integrate advanced sensing technologies, control methods, and integrated communication into the current electricity grid.

The Greater Tehran Electrical Distribution Company (GTEDC) operates the distribution network of The Greater Tehran, the main part of the Iranian capital city. It delivers electric power to the Greater Tehran metropolitan area, feeding more than 12000 medium voltage (20 kV /400 V) substations [19]. It is the largest electric utility in the country, providing almost 16641 [GWh / year], 3249000 customers, and 13300 MV substations [19]. Like many other utilities, the GTEDC is continually making an effort to improve modeling and estimation methods [32].

The GTEDC is implementing some pilot projects to transfer the current grid to the smart grid such as MV substations automation to improve the Utility Management Automation (UMA) of the company.

Utility Management Automation (UMA), as a subsystem of smart grid [24], acts as a SCADA (supervisory control and data acquisition) system for the electric utility, in which, human operators and automation systems work collaboratively. In this research, an expert system (referred to as AAPNES) is used to adapt the autonomy level (LOA) of the UMA system to the changes in PSFs. In other words, the AAPNES controls the LOA of the UMA system.

AAPNES is implemented to one of the power distribution automation functions, referred to as feeder reconfiguration function of utility management automation (UMA-FRF). The UMA-FRF system (which has been introduced in [33], [34], and [35]), automatically restores the electric energy for the affected customers (electric power delivery load points), by reconfiguring the distribution network topology, after a failure in the distribution network. Fig. 5 shows the proposed expert system role in relation with the other subsystems of the UMA. The dashed arrow from the UMA conveys the PSFs to the AAPNES; where, the other solid line arrows command the LOA that is recommended by the AAPNES to the UMA.

The AAES framework, Adaptive Autonomy, PSF and LOA concepts are completely introduced in [17] - [19].

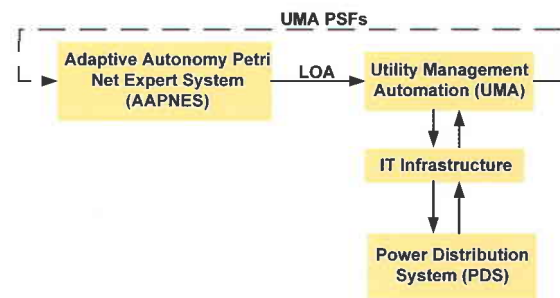


Fig. 5. Position of Petri Net Adaptive Autonomy Expert System in Power Distribution System

B. IF-THEN Rules for AAPNES

IF-THEN rules and representation of them in Petri net are the primary concerns on realization of the AAPNES. In this part, the general form of the extracted rules from the experts’ judgment is presented.

There are two sorts of rules that are applied in the AAPNES: Primary Rules and Veto Rules. The primary rules suggest an LOA when only one PSF changes from its normal condition. The PSFs’ values are described in [18], [19], and [21]. The primary IF-THEN rules are (Eq. 6):

$$R_1: \text{If } PSF_1 = PSF_1^0 \ \& \ PSF_2 = PSF_2^0 \ \& \dots \ \& \ PSF_i = PSF_i^0 \ \& \dots \ \& \ PSF_n = PSF_n^0 \ \text{Then } LOA=L_1$$

$$R_2: \text{If } PSF_1 = PSF_1^0 \ \& \ PSF_2 = PSF_2^0 \ \& \dots \ \& \ PSF_i = PSF_i^0 \ \& \dots \ \& \ PSF_n = PSF_n^0 \ \text{Then } LOA=L_2$$

$$R_j: \text{If } PSF_1 = PSF_1^0 \ \& \ PSF_2 = PSF_2^0 \ \& \dots \ \& \ PSF_i = PSF_i^0 \ \& \dots \ \& \ PSF_n = PSF_n^0 \ \text{Then } LOA=L_j \quad (6)$$

$$R_{11}: \text{If } PSF_1 = PSF_1^0 \ \& \ PSF_2 = PSF_2^0 \ \& \dots \ \& \ PSF_i = PSF_i^0 \ \& \dots \ \& \ PSF_n = PSF_n^1 \ \text{Then } LOA=L_{11}$$

where PSF_i is i th PSF, PSF_i^x is the x th value of i th PSF, L_j is LOA value of rule j (R_j), and n is the number of PSFs which is 6 in our application according to GTEDC’s experts [20].

The veto rules present a kind of authority in some PSFs (with particular PSFs’ value) that can change



LOA without considering other PSFs' values. In other words, some PSFs could veto other PSFs. For example, according to the experts opinion, if 10 faults occur in two hours (PSF4 = 10 faults in two hours), then the LOA will be 7 whatever other PSFs are. Additionally, experts' judgments introduce a kind of priority in veto rules, that is, veto rules should be applied in order.

IV. REALIZATION OF AAPNES

In this part the rules from previous part are customized to be applied in the AAPNES. AAPNES is the final expert system that recommends the proper LOA in presence of different PSFs. Fig. 6 shows the overall design of the expert system. As shown, the proposed expert system includes two main levels of Petri net modeling: Primary level and Veto level, corresponding to primary rules and veto rules, respectively. For the systems to operate, input PSFs, values are transformed to an initial marking for the primary level PN. Then, using reachability analysis, maximum, minimum, and average LOAs are determined from outputs of primary level PN. Afterwards, the maximum, minimum, and average LOAs from primary level are applied as inputs (initial marking) to veto level PN and combined using veto rules, in order to determine the final hybrid LOA.

In the remainder of this section, different layers of the expert system are presented in details.

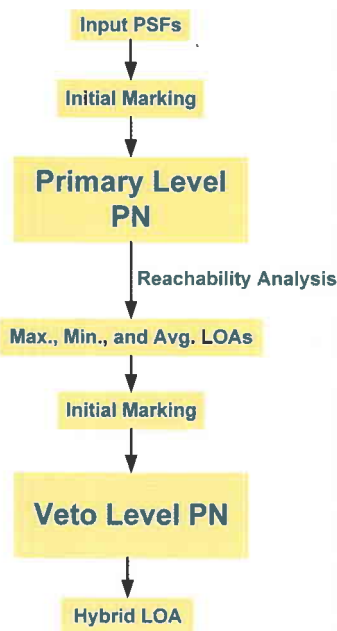


Fig. 6. Layers of expert system in determining proper LOA from input PSFs

A. Primary Level Petri Net of Modeling

The primary level of modeling is constructed using primary rules from rule base (Eq. 6). To do so, each rule of Eq. 6 is modeled by a transition and each PSF is modeled by an input place for the transition. Then, each proposition $PSF_i = PSF_i^x$ in antecedent is transformed to a weight for the arc (WOA) connecting the input place corresponding to PSF_i to the transition. Table I shows the corresponding weight of arcs (WOAs) for different PSFs' values for each PSF. As shown, based on the effect of PSFs' values on LOA

given by experts' opinion, WOAs are determined in a way that for each PSF, the PSF's normal value (indicated by * in Table I) gets WOA = 1 and for other PSF's values, WOA increases as the abnormality of PSF's value, compared to the normal PSF's value, increases.

TABLE I. PSFs' VALUES AND THEIR CORRESPONDING WOAS

PSF	PSF's Value	WOA
Time	Day*	1
	Night	2
Service area	Un-crowded urban*	1
	Crowded urban	2
	Rural	3
Customer type	Residential*	1
	Commercial/Industrial	2
	VIP	3
Number of faults per two hours	Few*	1
	More	2
	Much more	3
Network age	New*	1
	Middle-aged	2
	Old	3
Load	Low*	1
	High	3

For the consequent portion of the rule, an output place is considered for the level of automation suggested by the rule, and the suggested value of LOA determines the WOA between the transition and the output place. For instance, the third rule in the rule base is

R3: If $\{(PSF_1 = Day) \& (PSF_2 = Crowded\ urban) \& (PSF_3 = Residential) \& (PSF_4 = Few) \& (PSF_5 = New) \& (PSF_6 = Low)\}$ Then $(LOA = 6)$

that is modeled as shown in Fig. 7.

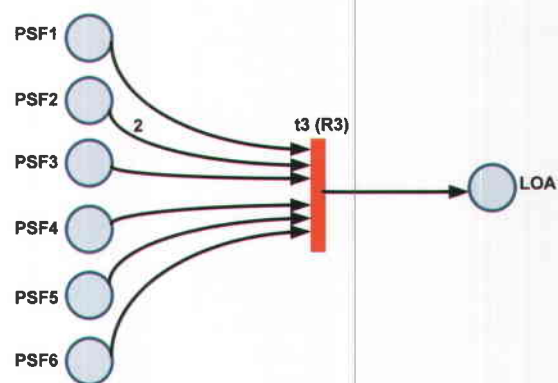


Fig. 7. Rule to transition modeling method PN graph of elementary modeling

Following the same procedure for other rules leads to the complete PN model of primary rules. Fig. 8 shows the primary level PN model.

To execute primary level, the input condition (PSF vector) is transformed to an initial marking according to Table I, i.e. the same mechanism for determining WOAs from rules holds for determining NOTs in initial making from input PSF vector. This is because each rule is actually based on an input PSF vector and its corresponding LOA. Then, using reachability analysis, all immediate markings from initial marking



Downloaded from ijict.iitr.ac.ir on 2024-04-23

are calculated. The reason that we only consider immediate markings is that only these markings are realistic, i.e. those markings which are result of firing sequences including two or more transitions are not reliable due to ending in an unacceptable LOA. Finally, based on NOT in output place (M (LOA)) in all immediate markings from initial marking, the maximum, minimum, and average LOAs for corresponding input condition are determined. In other words, in primary level of modeling, at first, the effect of each PSF is determined individually to obtain a set of acceptable LOAs for given input PSF vector; then, these effects are combined and projected in three values of maximum, minimum, and average LOAs from derived acceptable LOAs in PN model.

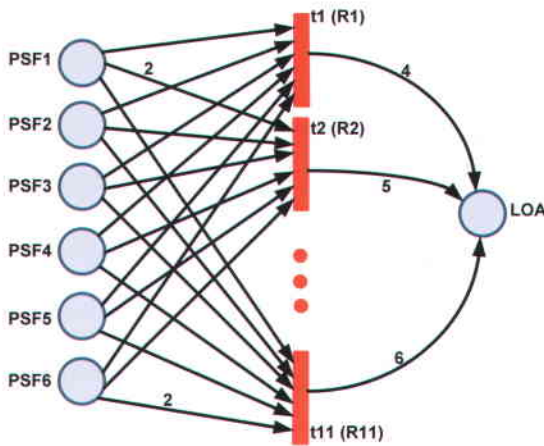


Fig. 8. PN graph of primary modeling

The most important characteristic of primary level of modeling is that the transformation of PSFs' values to WOAs is in a way that in PN model of Fig. 5 some transitions include some others; that is; enabling conditions of some transitions include that of some other transitions. For instance, the input PSFs of {(PSF1 = Night) & (PSF2 = Crowded urban) & (PSF3 = Residential) & (PSF4 = Few) & (PSF5 = Few) & (PSF6 = Low)} corresponds to initial marking of (2,1,1,1,1,1). This initial marking enables not only transition R2 (the rule that corresponds to the given input PSFs), but also transition R1 (the rule corresponding to normal condition). Consequently, for any input PSFs deviated from normal values, all transitions corresponding to states between normal condition and the given input PSFs are enabled.

B. Veto Level Petri Net of Modeling

The veto level of modeling is constructed using veto rules from rule base. Applying veto rules to primary modeling, with the same mechanism as primary rules, weakens performance of the expert system. This is due to the fact that primary rules and veto rules provide different types of information; while primary rules determine the effect of each PSF's value on the LOA, veto rules include special conditions where some PSFs' values veto other PSFs' values and determine the final LOA. Moreover, in modeling method, transformation of primary rules to transitions and input PSFs to initial marking is in a way that WOAs in transitions and NOTs in initial

marking, both equal at least one; while, veto rules are independent from some PSFs, i.e. WOAs from corresponding input places are zero; thus, the initial marking from input PSFs is not applicable to veto rules.

The main structure of veto level of modeling is based on the essential characteristic of primary modeling. In primary level when a transition is enabled, all of its sub-transitions are enabled, too (transition *i* is a sub-transition of transition *j* if $WOA_{i,k} \leq WOA_{j,k}$ for $k=1,2,\dots, 6$, where $WOA_{m,n}$ is WOA from input place corresponding to PSF_n to transition *m*). Consequently, it can be driven that when minimum LOA form primary model equals 5, the final LOA equals maximum LOA; vice versa, when maximum LOA form primary model equals 5, the final LOA equals minimum LOA. In complicated situations, when minimum and maximum LOAs are not enough to determine the final LOA, average LOA is considered.

In order to use veto rules in veto level of modeling, we translated them into the rules applicable to results of primary modeling – maximum, minimum and average LOAs; that is, the authority given by veto rules to some PSFs' values is transformed to the authority of some combinations of maximum, minimum and average LOAs over other combinations. This authority is modeled as priority of some transitions over others using DTPNs and inhibitor arcs for modeling (one of the main challenges of our work has been developing a method that includes tools for modeling the priority introduced by the system experts). Fig. 9 shows the veto level PN. As shown in Fig. 9, the net is a DTPN including inhibitor arcs.

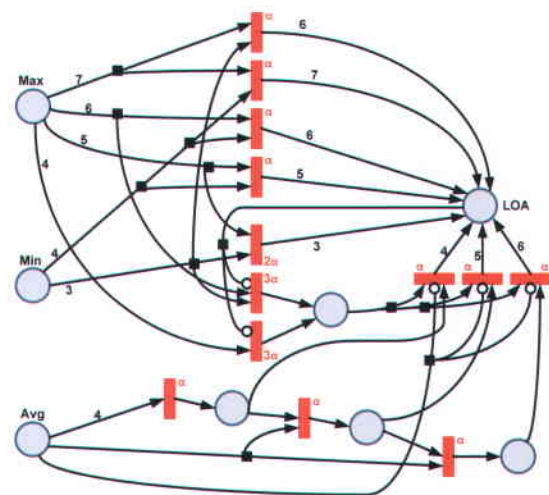


Fig. 9. DTPN graph of veto modeling

V. RESULTS AND DISCUSSIONS

Intelligence of an expert system is extensively based on including appropriate rules. Therefore, the rule base of the proposed expert system is based on superior experts' judgments. The superior experts are experts whose superiority (in higher and more reliable expertise) has been verified according to consistency for their expert judgments [20].

In this section, the results of implementation of expert system proposed in previous part are presented;



[Downloaded from ijict.iict.ac.ir on 2024-04-23]

and, also, different aspects of obtained results are discussed. Afterwards, the performance of presented AAPNES is compared with other expert systems proposed in our previous researches.

In order to evaluate the performance of the expert system, it is checked whether the system can simulate an expert opinion. To do so, the test sets are asked from a superior expert in various PSFs combinations. All feasible conditions include 324 states which are used to determine Correct Classification Rate (CCR) of the system.

Table II shows the CCR of the proposed AAPNES. As expected, it was observed that the maximum and minimum LOAs can mostly determine the proper LOA for $LOA = 7$ and $LOA = 3$, respectively; and, they show very weak performance for other levels of automation. Also, as shown in Table II, applying veto level of modeling on results of primary model highly improves the performance of the expert system.

TABLE II. CCR OF DIFFERENT MODELING METHODS

Method		CCR%
Primary modeling	Maximum LOA	38.6
	Minimum LOA	6.8
	Average LOA	38.3
Veto Modeling	Hybrid LOA	72.8

Moreover, veto level of modeling elevates the performance of expert system for $LOA = 3$ or 7 . CCR for these levels of automation is 90%, which demonstrates very high performance of expert system for critical situations. On the other hand, this result depicts the weak performance of the system for mediate conditions. This phenomenon was also seen in experts during interviews; while they could easily determine the proper LOA for boundary conditions ($LOA = 3$ or 7), for complicated combination of input PSFs with both increasing and decreasing factors, they needed more time in order to analyze and determine the proper LOA. This may be due to the fact that the presented expert system introduces a new method for realization of AA as a discrete-event systems using PN modeling techniques which is more like humanistic decision making in terms of hierarchical reasoning. To illustrate, the presented AAPNES first determines the effect of PSFs separately, then combines them to determine to proper LOA.

In comparison with model-driven expert systems presented in [20] and [21], the introduced AAPNES in this article has the unique quality of employing the priority introduced in experts' judgments in modeling. Moreover, although, expert systems of [20] and [21] can track the human expert opinion in simple combination of environmental conditions, they fail in determining proper LOA for complicated situations which leads to weak CCR. Furthermore, the expert systems of [22], [23], and [24] may show higher performance regarding CCR; however, they are all data-driven and require a large amount data to be able to determine to proper LOA; while the proposed AAPNES is based on twenty and two general rules.

Although the presented AAPNES is successful in tracking the human experts' opinion, it needs a medium between two levels of modeling in order to

introduce the output of primary model as input to veto model. In other words, the design of presented expert system is not integrated and contains two separate levels. This problem can be solved using more detailed modeling technique in order to achieve an integrated system.

VI. CONCLUSIONS

An expert system was introduced for realization of the adaptive autonomy framework of [18] and [19], referred to as AAPNES. The presented AAPNES adapts the level of automation of UMA (a part of the smart grid) to the environmental conditions. The judgments of GTEDC's experts were developed as a subjective rule base for the AAPNES.

The proposed method uses the functional characteristics of Petri nets in order to model IF-THEN rules extracted from experts' judgments. This modeling method is applicable to input-output systems described by IF-THEN rules – inputs and outputs of these systems should have discrete values. Note that modeling details can change based on the nature of the system (describing IF-THEN rules) and designer objectives.

Simulation results illustrated that the presented AAPNES is successful in adapting the level of automation (LOA) to the environmental conditions of the automation system.

This research will be continued by introducing a more effective modeling technique.

ACKNOWLEDGMENT

Many thanks to the SCADA experts in the Greater Tehran Electricity Distribution Company (GTEDC), for the time they afford for interviews and to fill in our questionnaires.

Special appreciation goes to GTEDC managing board, especially to: Mr. Habib Torabi (Deputy CEO), Mr. Payam Kharazmi (CIS/CRM Manager) and Mr. A. Kazembakhshi (Dispatching and Operation Manager) for their helpful practical assistance in preparing the experimental data for this research

REFERENCES

- [1] U.S. DOE National Energy Technology Laboratory. "A Vision for the Modern Utility" [Online]. Available: http://www.netl.doe.gov/modern_grid/docs/A%20Vision%20for%20the%20Modern%20Grid_Final_v1_0.pdf
- [2] H.Farhangi, "The Path of Smart Grid ", *IEEE Power & Energy magazine*, Feb. 2010
- [3] M. Amin, B.F. Wollenberg, "Toward a Smarter Grid," *IEEE Power & Energy magazine*, Oct. 2005
- [4] M. T. Dzindolet , S.A. Peterson, R.A. Pomranky, L. G. Pierce, H.P. Beck, "The role of trust in automation reliance", *Int. J. Human-Computer Studies*, Vol. 58, pp. 697–718, Jan. 2003.
- [5] D. W. Corcoran, J. L. Dennett, A. Carpenter, "Cooperation of listener and computer in a recognition task: II effects of computer reliability and "dependent" versus "independent"



- conditions". *Journal of the Acoustical Society of America*, Vol. 52, pp. 1613-1619, 1972.
- [6] K. Safsten, M. Winroth, J. Stahre, "The content and process of automation strategies", *Int. J. Production Economics*, Vol. 110, pp. 25-38, Oct. 2007.
- [7] R. Parasuraman, T.B. Sheridan, C.D. Wickens, "A Model for Types and Levels of Human Interaction with Automation", *IEEE Trans. On SMC- Part A*, Vol. 30, No.3, May 2000, pp. 286-297.
- [8] T. B. Sheridan "Human centered automation: oxymoron or common sense?", *Proc. of IEEE Int. Conf. on SMC*, 1995, Vol. 1, pp. 823-828.
- [9] C.E., Billings, *Aviation automation: the search for a human centered approach*. Mahwah, NJ: Erlbaum, 1997.
- [10] T.B. Sheridan, and R. Parasuraman, "Human-Automation Interaction", in R.S. Nickerson's "Review of Human Factors and Ergonomics", HFES Publications, 2006.
- [11] R. Parasuraman and V. Riley "Humans and automation: use, misuse, disuse, abuse", *Human Factors*, Vol. 39, No.2, 1997, pp. 230-253.
- [12] P. M. Fitts, "Some basic questions in designing an air- navigation and air-traffic control system", *In N. Moray (Ed.), Ergonomics major writings* (Vol. 4, pp. 367-383). London: Taylor & Francis., Reprinted from Human engineering for an effective air navigation and traffic control system, National Research Council, pp. 5-11, 1951.
- [13] FR. Parasuraman, C.D. Wickens " Humans: Still Vital After All These Years of Automation", *Human Factors*, Vol. 50, No. 3, pp. 511-520, 2008.
- [14] M. R. Endsley, D. B. Kaber, "Level of automation affects on performance, situation awareness and workload in dynamic control task", *Ergonomics*, Vol. 42, No. 3, pp. 462-492, 1999.
- [15] D.B., Kaber, M. Endsley, "The effects of level of automation and adaptive automation on human performance, situation awareness and workload in a dynamic control task", *Theoretical Issues in Ergonomics Science*, Vol.5, pp. 113-153, 2004.
- [16] T.Inagaki, (2003), *Adaptive automation: Sharing and trading of control*, In E. Hollnagel (Ed.), *Handbook of cognitive task design*, Mahwah, NJ: Erlbaum, pp. 46-89.
- [17] A.Fereidunian, C.Lucas, H.Lesani, M. Lehtonen, M.M. Nordman, "Challenges in Implementation of the Human-Automation Interaction Models" In *Proc. of 15th IEEE-MED'07 Conference*, June 2007, Athens, Greece, pp. 1-6.
- [18] A.Fereidunian, M. Lehtonen, H.Lesani, C.Lucas, M.M.Nordman, " Adaptive Autonomy: Smart Cooperative Systems and Cybernetics for More Human Automation Solutions" In *Proc.of IEEE-SMC'07 Conference*, October 2007, Montreal, Canada, pp. 202-207.
- [19] A.Fereidunian, H.Lesani, C.Lucas, M. Lehtonen, "A Framework for Implementation of Adaptive Autonomy for Intelligent Electronic Devices." *J. Applied Sci.*, No.8, pp. 3721-3726, 2008.
- [20] A. Fereidunian, M.A. Zamani, H.Lesani, C.Lucas, M. Lehtonen, "An Expert System Realization of Adaptive Autonomy in Electric Utility Management Automation," *J. Applied Sci.*, No.8, pp.1524-1530, 2009.
- [21] A.Fereidunian, M.A.Zamani, H.Lesani, C.Lucas, M. Lehtonen, " AAFES: An Intelligent Fuzzy Expert System for Realization of Adaptive Autonomy Concept in Utility Management Automation" In *Proc. of IEEE-ISDA'09, Pisa, Italy*, 30 Nov.-2 Dec. 2009.
- [22] A.Fereidunian, M.A.Zamani, F.boroomand, H.R. Jamalabadi, H.Lesani, C.Lucas, "AALRES: An Intelligent Expert System for Realization of Adaptive Autonomy Using Logistic Regression" In *Proc. of IEEE-MELECON*, Valleta, Malta, pp. 28-30, Apr. 2010.
- [23] A. Fereidunian, F. Boroomand, M.A. Zamani, H. Jamalabadi, H. Lesani, C. Lucas, S. Afkhami, "AAGLMES: An Intelligent Expert System Realization of Adaptive Autonomy Using Generalized Linear Models," In *Proc. of 6th annual IEEE Conference on Automation Science and Engineering (CASE 2010)*, Toronto, Ontario, Canada, Aug. 21-24, 2010.
- [24] A. Fereidunian, M.A. Zamani, F. Boroomand, H. R. Jamalabadi, H. Lesani, C. Lucas, Sh. Shariat-Torbaghan, M. Meydani, "AAHES: A hybrid Expert System Realization of Adaptive Autonomy for Smart Grid ," In *Proc. of 1st Conference on Innovative Smart Grid Technologies (ISGT) Europe (IEEE-PES)*, Oct. 10-13, 2010, Chalmers Lindholmen, Gothenburg, Sweden.
- [25] M.A. Zamani, A. Fereidunian, M. A. Sharifi K., H. Lesani, "AAPNES: A Petri Net Expert System Realization of Adaptive Autonomy in Smart Grid," In *Proc. of Fifth International Symposium on Telecommunication (IST)*, Dec. 4-6, 2010, Tehran, Iran.
- [26] M.A. Zamani, A. Fereidunian, M. A. Sharifi K., H. Lesani, "AAHPNES: A Hierarchical Petri Net Expert System Realization of Adaptive Autonomy in Smart Grid," has been accepted for presentation in *IEEE Trondheim PowerTech*, Jun. 19-23, 2011, Trondheim, Norway.
- [27] C. G. Cassandras, S. Lafortune, *Introduction to Discrete Event Systems*, Springer Science+Business Media, LLC, 2008.
- [28] J. L. Peterson, *Petri Net Theory and the Modeling of Systems*, N.J.: Prentice-Hall, 1981.
- [29] C. Ramchandani, "Analysis of Asynchronous Concurrent Systems by Petri Nets", Project MAC, TR-120, M.I.T., Cambridge, MA, 1974.
- [30] A. Mehrez, M. Muzumdar, W. Acar, G. Weinroth, "A Petri Net Model View of Decision Making: An Operational Management Analysis", *Omega*, Int. J. Mgmt. Sci. 1995, Vol. 23, No. 1, pp. 63-78.
- [31] Saifur Rahman "Smart Grid Expectations" *IEEE energy magazine*, pp 34-79, eptember/October, 2009.
- [32] Akhavan-Rezai, E.; Haghifam, M.-R.; Fereidunian, A.; , "Data-driven reliability modeling, based on data mining in distribution network fault statistics," *PowerTech, 2009 IEEE Bucharest*, vol., no., pp.1-6, June 28 2009-July 2 2009
- [33] A. Fereidunian, H. Lesani, and C. Lucas, "Distribution System Reconfiguration Using Pattern Recognizer Neural Networks" *International Journal of Engineering (IJE)*, Transactions B: Applications, Vol.15, No.2, pp.135-144, July 2002.
- [34] A. Fereidunian, H. Lesani, C. Lucas, and T. C. Green, "A Systems Approach to Design of a Utility Management Automation System", *Proceedings of the IRCE2005*, Leeds, UK, July 2, 2005.
- [35] A. Fereidunian, M. Nordman, H. Lesani, C. Lucas, and M. Lehtonen, "Architectural Design of IT Infrastructure for Energy Utility Management Automation", *Keynote Speech*, Proceeding of the FCEMP, University of Tehran, Iran, June 2006.



implementation of system engineering approaches to smart grid.



Mohammad Amin Sharifi Kolarijani is a B.Sc. Student at the Center of Excellence for Control and Intelligent Processing, School of ECE, University of Tehran. His research interests include systems theory, nonlinear control, discrete-event systems, and intelligent control.






Alireza Fereidunian received his Ph.D. & M.Sc. from University of Tehran (School of ECE), in 2009 and 1997; where he is a Post-Doctoral Research Fellow now. Dr. Fereidunian is a faculty member at Power and Water University of Technology and serves as an independent consultant to GTEDC. His research interests include power systems

automation, and application of intelligent systems, human-automation interaction, data mining, decision-support, decision-making, IT and signal processing in power systems. He is a member of IEEE (and IEEE-SMC-HCI TC member) and INCOSE (as INCOSE Iran point of contact).



Hamid Lesani is a Professor at the Center of Excellence for Control and Intelligent Processing (CIPCE), School of Electrical and Computer Engineering, University of Tehran. He received the M.S. degree in electrical power engineering from the University of Tehran, Iran, in 1975, and the Ph.D. degree in electrical engineering from

the University of Dundee, U.K., in 1987. Early in his career, he served as a Faculty Member with Mazandaran University. After obtaining the Ph.D. degree, he joined the Department of Electrical and Computer Engineering, Faculty of Engineering, University of Tehran. His teaching and research interests are design and modeling of electrical machines and power systems. Professor Lesani is a member of IEEE (PES) and IEEE Iran Section.



Caro Lucas was a Professor and a member (as well as the Founder-Director) of Center of Excellence for Control and Intelligent Processing (CIPCE), School of Electrical and Computer Engineering, University of Tehran, as well as a Researcher at the School of Cognitive Sciences (SCS), Institute for Studies in Theoretical Physics and Mathematics (IPM). His

research interests include uncertain systems, intelligent control, multi-agent systems, data mining, business intelligence, financial modeling, biological computing, computational intelligence, neural networks, and knowledge management. He was the founder of the ISRF, IPM and has assisted in founding several new research organizations and engineering disciplines in Iran. He is the holder of the patent for Speaker Independent Farsi Isolated Word Neurorecognizer. Dr. Lucas has served as Chairman of the IEEE, Iran Section (1990-1992) and as the Chairman of several international conferences. Professor Lucas has been nominated as a member of Long-lasting Figures of Science and Culture Hall of Fame by the Iranian Academy of Engineering in 2006.

Regretfully, the late Professor Caro Lucas passed away on July 8, 2010.